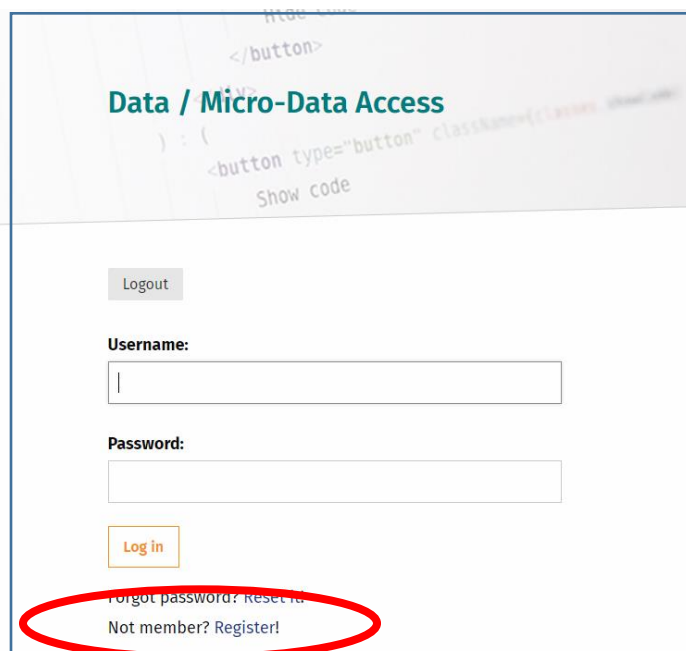



Instructivo para acceder a la base de datos EGyG Uruguay 2022

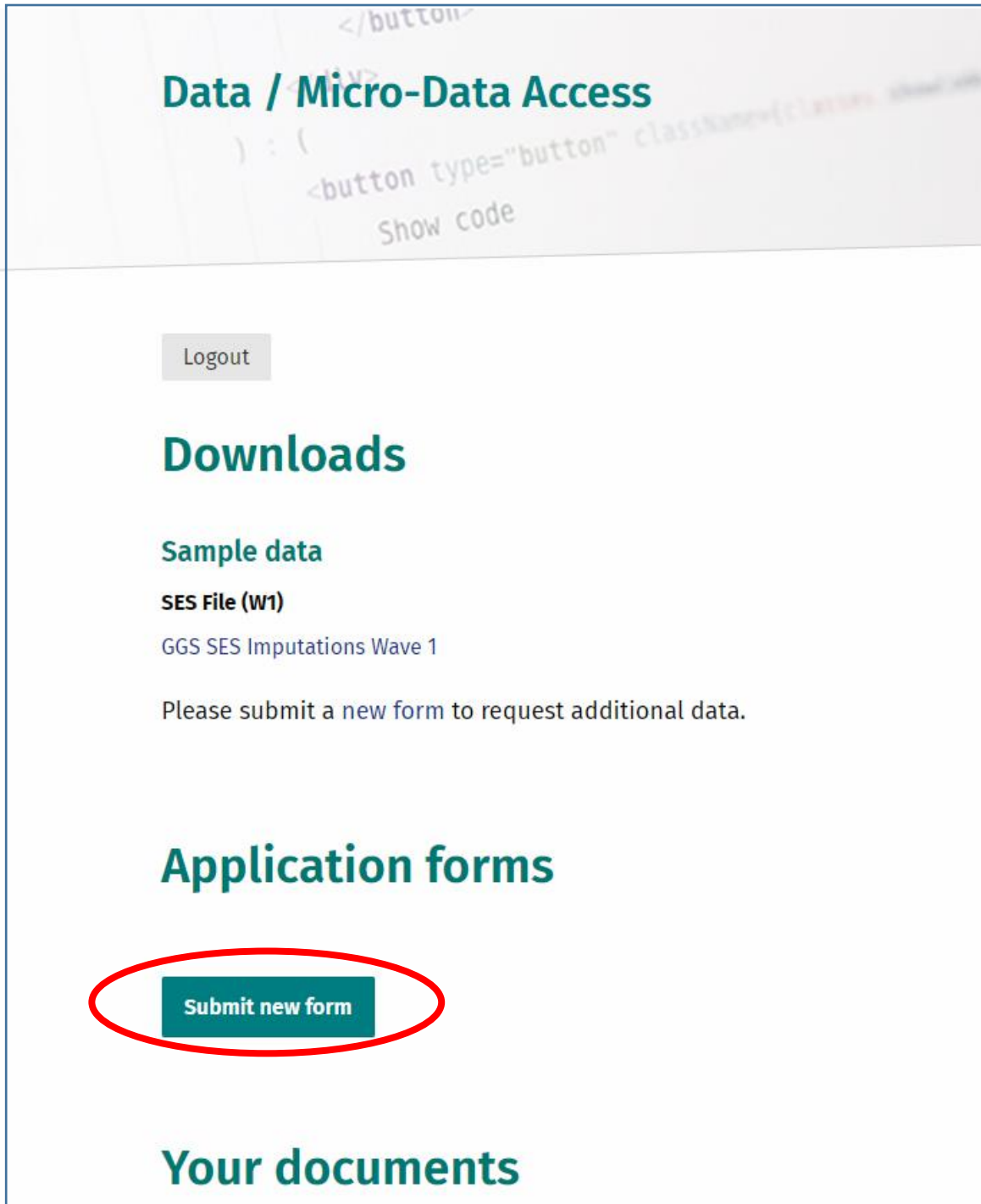
¿Qué pasos dar tras hacer click en DESCARGAR BASE DE DATOS dentro de cienciasociales.edu.uy/encuesta-de-generaciones-y-genero-en-uruguay/?



Paso 1. Registrarse, creando un usuario en la sección de acceso a microdatos del Generations and Gender Programme (GGP), a través del enlace en “Not member? Register!”

A screenshot of the 'Data / Micro-Data Access' page. The page has a header with the title 'Data / Micro-Data Access' and a 'Logout' button. Below the header, there are input fields for 'Username:' and 'Password:'. A 'Log in' button is positioned below the password field. At the bottom of the page, there are two links: 'Forgot password? Reset it.' and 'Not member? Register!'. The 'Not member? Register!' link is circled in red.

Paso 2. Para dar comienzo a la solicitud es necesario comenzar un formulario, a través del botón 



The screenshot shows a web interface for 'Data / Micro-Data Access'. At the top, there is a header with the title 'Data / Micro-Data Access' and a 'Show code' link. Below the header, there is a 'Logout' button. The main content area is titled 'Downloads' and contains a section for 'Sample data' with a sub-section for 'SES File (W1)'. Under this, there is a link for 'GGS SES Imputations Wave 1' and a text prompt: 'Please submit a new form to request additional data.' Below this, there is a section titled 'Application forms' with a prominent 'Submit new form' button circled in red. At the bottom, there is a section titled 'Your documents'.

Data / Micro-Data Access

[Show code](#)

[Logout](#)

Downloads

Sample data

SES File (W1)

[GGS SES Imputations Wave 1](#)

Please submit a [new form](#) to request additional data.

Application forms

[Submit new form](#)

Your documents


Paso 3. La siguiente pantalla mostrará un esquema dos procedimientos para solicitar los datos. Lo único necesario es ir hacia el final de la página y seleccionar el botón **Continue to form**



Paso 4. En la siguiente pantalla, se debe seleccionar la base de datos a la que desea acceder. En el caso de Uruguay se trata del casillero “*Uruguay-GGS-II Wave 1 Uruguay*”.

Luego de haber seleccionado el país, es necesario continuar bajando dentro de la misma página y completar los datos solicitados en la sección “*Applicant Information*” (sus datos) y “*Representative (Head of Department or Director of the Institution)*” (datos de un representante del departamento o institución de la que usted es parte).

En caso que el solicitante sea estudiante, seleccionar la opción “*Check this box if you are a student*” y se desplegarán algunas preguntas adicionales a completar.

En cuanto los campos solicitados estén completos, seleccionar el botón 

Belarus - Data from GGS-II Wave 1

Czech Republic - GGS II - Wave 1

Denmark - Data from GGS-II Wave 1

Estonia - GGS II - Wave 1

Kazakhstan - Data from GGS-II Wave 1

Moldova - Data from GGS-II Wave 1

Norway - Data from GGS-II Wave 1

Sweden - GGS II - Wave 1

Uruguay - GGS-II Wave 1 Uruguay

Data from GGS-II Pilots

All countries - GGS II - Pilots

Czech Republic - GGS II - Pilot

Estonia - GGS II - Pilot

GGP Push to Web Pilot - GGP Push to Web Pilot

Applicant information

Title*

Mrs.

Position*

First name*

Last name*

Institution*

Department*

For students

Check this box if you are a student

Submit

Paso 5. Para concretar la solicitud, se debe descargar un documento al que se accede seleccionando el enlace tras la palabra "Download"

<button type="button" value="Show code" />

Your form was successfully submitted

Logout

About the application

Status: Form submitted; Waiting for review.
Submitted: May 26, 2023, 10:20 p.m.

Actions

Edit form

Documents connected to this form

- Statement of affiliation, confidentiality and acceptable use: [Download](#) - Waiting for signature

Requested countries

GG5-II Wave 1

Light approval - once per group, approval status: Waiting for review from administrator

Uruguay

Paso 6. Una vez que haya accedido al documento, debe imprimirlo y agregarle la fecha (al lado de "Date:") y su firma (al lado de "Applicant's signature:"). Para los estudiantes, es necesario agregar también la firma de su supervisor o docente de referencia.

of Universidad de la República

supervised by (if a current student): _____,

- (a) undertake to maintain the confidentiality of the respondents in the Generations and Gender Survey (GGS) data sets; I will not make any effort to identify individual survey respondents or other household members; if I inadvertently identify such individuals or discover a means of doing so, I will notify the United Nations Economic Commission for Europe (UNECE) immediately;
- (b) will only use the data for genuine non-commercial, non-proprietary scientific and policy research purposes; I will not attempt to make any financial gain from the data or from my research based on the data;
- (c) will not give access to the micro-data to any person who has not registered their details at <http://www.ggp-i.org/data/data-access.html> and completed and returned this pledge; if I am working with collaborators, all of them must return this pledge; if I am a current student, I will provide details of my supervisor above; if I am a teacher, I will not share the data with students who have not signed the pledge [those wishing to use GGP data for teaching purposes should refer to the link above for a specific application procedure and data set];
- (d) understand that attempts to disseminate unauthorized copies of the data, in whole or in part, or to identify individual respondents may be subject to prosecution under the applicable laws;
- (e) will send details of any research papers, dissertations or conference presentations based on the Generations and Gender Survey micro-data or aggregate tabulations to the Population Unit of UNECE, for inclusion in the Generations and Gender Programme publications archive;
- (f) In any work emanating from this research, I will acknowledge that these data were obtained from the Generations and Gender Programme Data Archive and were created by the organizations and individuals listed under each respective country name at <http://www.ggp-i.org/online-data-analysis.html>, and will refer to the publication that contains the model survey instruments: **United Nations Economic Commission for Europe (2005) Generations & Gender Programme: Survey Instruments. New York and Geneva: United Nations;**
- (g) agree to receive notifications of new data releases, amendments etc. by email;
- (h) will inform UNECE of any changes to the details given in my application, including institutional affiliation.

Date:

Date:

Applicant's signature:

Supervisor's signature (for students):

Please sign this statement by hand or with an electronic signature and return it either in hard copy or as a scanned attachment to:



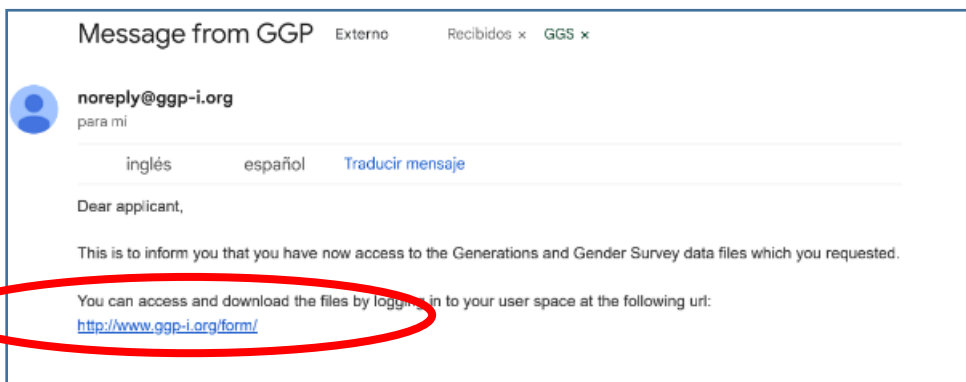
Fax: +41 22 917 0040

Mail: Population unit, United Nations Economic Commission for Europe, Palais des Nations, CH-1211 Geneva 10, Switzerland

Paso 7. Una vez que tenga el documento firmado, debe enviarlo escaneado a ggp@un.org como último paso del procedimiento.

La aprobación llegará en pocos días hábiles, pero si existen problemas o demoras puede consultar vía mail al siguiente contacto: ggp@nidi.nl

Paso 8. El mail de aprobación tendrá un enlace que permitirá ir a la página de descarga en el sitio de GGP



Paso 9. Una vez en el sitio, el enlace “GGG-II Wave 1 Uruguay” da comienzo a la descarga de la base de datos.

gpp-i.org/form/

GGP Generations & Gender Programme [Subscribe to Mailing List](#)

Home Data Community

Data / Micro-Data Access

Logout

Downloads

GGG-II Wave 1	Sample data
Uruguay	SES File (W1)
GGG-II Wave 1 Uruguay	GGG SES Imputations Wave 1

Please submit a new form to request additional data.